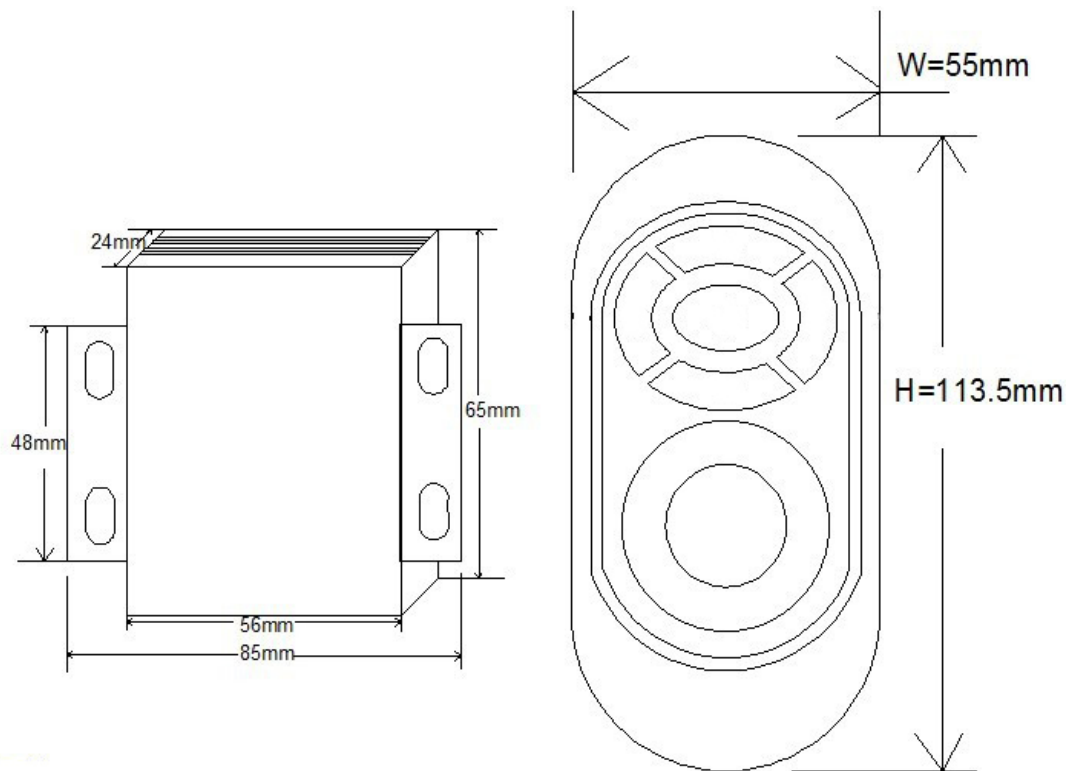


NEW Version Color Temperature Adjustable RF Controller



Manual Instruction



Please read the instructions before you use

Instruction

Thanks for using LED color temperature adjustable controller from **Rayou Lighting**

One package includes:one controller,one remote control(without battery),one core-end terminal,one usage instruction.

Please contact your supplier if any problems occur before you use.

After-sales service

we claim to offer free maintenance or change new product if any problems occur within one year.

The buyer should pay for the maintenance due to unfollowing the instructions even within one year

The maximum duty of our company is to change the product with the same item No. and quantity if any damage occur.

1. Incorrect operation mainly due to unfollowing instructions.
2. Damage caused by uploading, fixing, changing circuit, connecting or changing the
3. Damage caused by shipping, shaking, dropping or water inflowing after buying.
4. Damage caused by natural disasters
5. Damage caused by high temperature, moisture, hazardous chemicals or inappropriate
6. Our products have been updated newly.

Safe instruction

Please follow the instructions to use safely.



Attention! Operate Carefully! Please read the following tips carefully.

1. Donot install the product in areas with thundering, strong magnetic and high pressures.
2. Make sure the connection is right and firmed in case of fire accident caused by short circuit.
3. Please install the controller with ventilation to make sure the temperature is appropriate.
4. Please check whether the input voltage, power supply (constant pressure)
5. Please donnot connect the power before connection.
6. Please contact the supplier when problems occur. Don't maintain by yourself.
7. The Instruction is for this Item Only, no notification if any amendments.

Brief introduction

This controller is a multi-function Touching LED Controller. It adopts the most advanced PWM reomte control technology, can control all the full color LED lighting with Three lines two circuits (common anode), with 20 grades of brightness and 11 grades of color temperature adjusting. it widely applies to LED strip light and dimmable and color temperature adjustable LED lighting, etc

I : Technical Parameters(remote control)

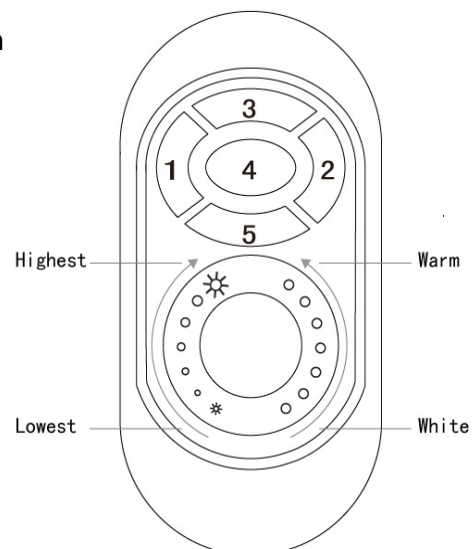
- 1: Power supply: AAA battery * 3pcs
- 2: Cover Material: ABS
- 3: Fabrication processing: multicolour printing & UV varnish

II : Technical Parameters(controller)

1. Working voltage: DC12V/24V
2. Output control: 3 circuits (R/G/B)
3. Control current: 6A/circuit
4. Connecting method: common anode
5. Wireless frequency: 433.92MHz
6. Receiving range: 20 meters

III: Functions of Keys

1. Key 1: on
2. Key 2: off
3. Key 3: highest brightness
4. Key 4: medium brightness
5. Key 5: lowest brightness



IV:How to use

- 1.Brightness Adjusting :Use your finger to touch the left half part of color ring ,you can change the brightness from the highest to the lowest(100%-1%,20 grades of Brightness to adjust) .
- 2.Color temperature Adjusting: Use your finger to touch the right half part of color ring,you can adjust the temperature from warm white to cool white(11grades to adjust).
- 3.Resume fuction. The previous settings will be resumed while power on again.
- 4.Matching code

Press Key 3 once within 3 seconds when power on again,the light will blink 3 times if matching is successful.

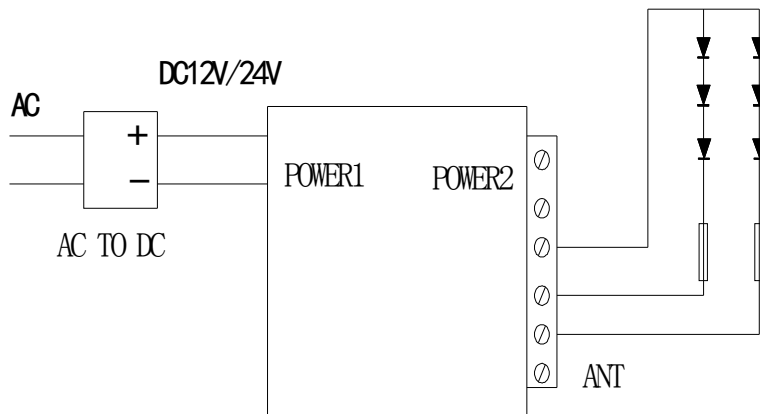
5.Clearing Code

Press Key 4 five times within 3 seconds when power on again,the light will blink 6 times if clearing is successful.

V :Caution

Please don't touch or press the color ring while loading the batteries to protect the sensitiveness. Please use the remote controller 3 seconds after the batteries are loaded.Please reload the batteries when you find the color ring is not sensitive.

VI:Connecting Chart



VII: Package information:

Qty:1PC

Size:120*70*50mm

GW:156g